



GSW2805M



Power Rating

Emergency Standby Power ESP	kVA	2729
Emergency Standby Power ESP	kW	2183
Prime Power PRP	kVA	2473
Prime Power PRP	kW	1978
PRP Rating available only with engine supplement:		DPA
Voltage	V	400/230
Frequency	Hz	50
Power factor	cos ϕ	0.8
Phase		3
Fuel		Diesel



Ratings definition (ISO-8528)

ESP - Emergency Standby Power:

It is the maximum power available during a variable electrical power sequence, under the stated operating conditions, for which a generating set is capable of delivering in the event of a utility power outage or under test conditions for up to 200 h of operation per year with the maintenance intervals and procedures being carried out as prescribed by the manufacturers. The permissible average power output over 24 h of operation shall not exceed 70 % of the ESP.

PRP - Prime Power:

It is defined as being the maximum power which a generating set is capable of delivering continuously whilst supplying a variable electrical load when operated for an unlimited number of hours per year under the agreed operating conditions with the maintenance intervals and procedures being carried out as prescribed by the manufacturer. The permissible average power output over 24 h of operation shall not exceed 70 % of the prime power.

G2 class load acceptance in accordance with ISO 8528-5:2013 Higher performance classes check upon request.

Generators are compliant with EC mark which includes the following directives:


- 2006/42/CE Machinery safety.
- 2014/30/UE Electromagnetic compatibility.
- 2014/35/UE electrical equipment designed for use within certain voltage limits
- 2000/14/EC Sound Power level. Noise emissions outdoor equipment. (amended by 2005/88/EC) – If applicable
- 97/68/EC Emissions of gaseous and particulate pollutants. (amended by 2002/88/EC & 2004/26/EC) – If applicable
- EN 12100, EN 13857, EN 60204

Company with quality certification ISO 9001



Engine specifications

Engine Brand		MTU
Model		20V4000G64F 3D
PRP Rating only with supplement:		DPA
Operating Speed-Nominal	rpm	1500
Engine cooling system		Water
Nr. of cylinder and disposition		20 V
Displacement	cm ³	95400
Aspiration		Turbocharged aftercooled
Speed governor		Electronic
Maximum gross power LTP ESP	kW	3420
Prime gross power PRP	kW	3200
Oil capacity	l	390
Fuel		Diesel
Specific fuel consumption 75% PRP	g/kWh	192
Starting system		Electric
Electric circuit	V	24



Radiator

Cooling fan		Electric
-------------	--	----------

Alternator Specifications

Alternator		Leroy Somer
Model		LSA52.3 L12
Windings connection		Series Star
Frequency	Hz	50
Voltage	V	400
Phases		3
Power factor	cos ϕ	0.8
Emergency peak power 163°/27°	kVA	2816
Efficiency @ 75% load	%	96.5
Poles		4
Voltage regulation system		Electronic
Standard AVR		R449
Voltage tolerance	%	0.5
Class		H
IP protection		23
Cooling air	m ³ /s	2.5



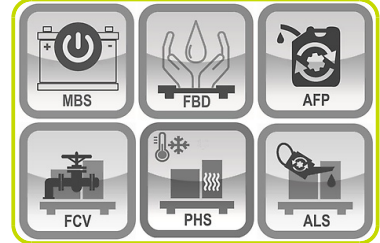
Genset Equipment - Basic Configurations Available

Battery	n	6
Battery Capacity	Ah	200
INTEGRATED FUEL TANK - VERSIONS AVAILABLE :		
IFT1 - Integrated Fuel Tank (steel)	l	500
IFT2 - Integrated Fuel Tank (steel)	l	1000



Supplements available:

MBS - Manual Battery Switch	•
FBD - Fully bunded base frame	•
LDS - Leakage detection sensor (only with FBD)	•
FCV - Fuel Cut Off Valve	•
AFP - Automatic Fuel Pump	•
DFP - Double Automatic Fuel Pump	•
PHS - Coolant Pre-Heating System	•
ALS - Automatic Lube Oil Top Up System with lube oil tank	•
Other Configurations and-or special versions available on requests	.



Installation data

Total air flow	m ³ /min	2766
Exhaust gas flow	m ³ /min	408
Exhaust gas temperature	°C	530
Fuel consumption 100% PRP	l/h	481.54
Fuel consumption 75% PRP	l/h	367.96
IFT1 - Running time 75% PRP	h	1.36
IFT2 - Running time 75% PRP	h	2.72



Electrical Data

Battery Voltage	V	24
Genset Voltage	V	400/230
Frequency	Hz	50
Phases		3
Power Factor	cos ϕ	0.8
Nominal current	A	3569
Max current	A	3938
Circuit breaker	A	4000



Control panel - Options Available:

AUTOMATIC CONTROL PANEL	ACP
MODULAR PARALLEL PANEL	MPP



ACP - AUTOMATIC CONTROL PANEL

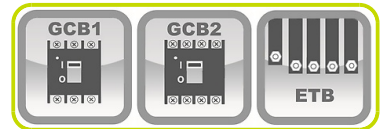
- Auto Mains Failure (AMF) function
- Gen-set controller for single genset operating in standby or prime power modes
- Full gen-set monitoring and protection
- Detailed event and performance log with time and date
- Wide range of remote control modules available as option
- Wide range of I/O expansion modules available as option



Power supply by terminal bus bar

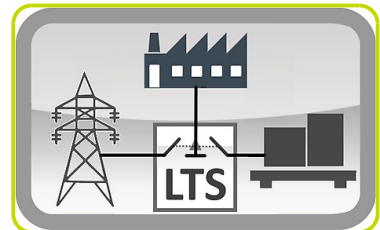
ACP - Power Panel - Breakers Available:

GCB1 - Genset Circuit Breaker 3-pole	A	4000
GCB2 - Genset Circuit Breaker 4-pole	A	4000
ETB - External Terminal Board (with GCB)		Standard



LTS - Load Transfer Switch [Accessories for ACP Automatic Control Panel]

The Load Transfer Switch (LTS) panel operates the power supply changeover between the generator and the Mains in stand-by applications, guaranteeing load supply in a short period of time. LTS fit inside a sturdy standalone cabinet which can be installed separate from the generating set. The logic control of LTS is operated by the Automatic Control Panel (ACP) of the generating set.



MPP - MODULAR PARALLEL PANEL

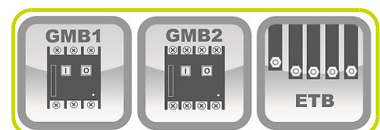
- Modular parallel panel allows the genset to work in parallel (up to 32 gen-sets)
- 7" full colour display
- Easy switching between parallel to mains or multiple genset applications
- Full gen-set monitoring and protection
- Detailed event and performance log with time and date
- Wide range of communication and connection capabilities available



Power supply by terminal bus bar

MPP - Power Panel - Breakers Available:

GMB1 - Genset Circuit Breaker 3-pole motorized	A	4000
GMB2 - Genset Circuit Breaker 4-pole motorized	A	4000
ETB - External Terminal Board (with GMB)		Standard



OPEN VERSION

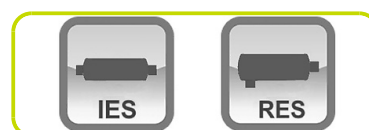
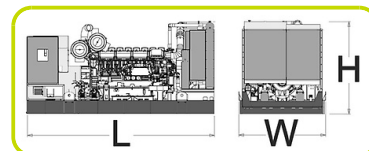
- Baseframe made of welded steel profile
- Anti-vibration mountings properly sized
- Lifting points on the baseframe for handling by crane
- Moving and rotating parts protection against accidental contact
- Grounding point to connect all metal parts to ground

Dimensional data Open Version

Length	(L) mm	7535
Width	(W) mm	2280
Height	(H) mm	2755

OPTIONS AVAILABLE (ONLY FOR OPEN VERSION)

Industrial Exhaust System	IES
Residential Exhaust System	RES



CONTAINER VERSION

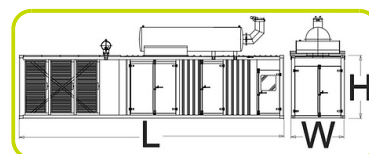
- Soundproofed Container adaptable to meet all your requirements and needs, equipped with residential silencer positioned inside or on the roof.
- Sturdy structure similar to shipping containers: upper and lower corner castings, monolithic structure, walls and roof made of corrugated steel sheet.
- Reinforced floor structure covered with teardrop patterned steel sheet
- High resistance to the atmospheric agents.
- Air inlet and exhaust openings air outlet for genset cooling.
- Large lateral doors allows an easy service and maintenance operation.
- Doors fixed by sturdy steel hinges equipped with lever bolt locks and panic bars.

Dimensional data Container Version

Length	(L) mm	12190
Width	(W) mm	2438
Height	(H) mm	2896

Noise Level Container Version

Noise pressure level @ 7 m	dB(A)	77 +/-3
----------------------------	-------	---------



The information is aligned with the Data file at the time of download. Printed on 22/01/2023 (ID 17256)

©2022 | PR INDUSTRIAL s.r.l. | All rights reserved | Image shown may not reflect actual package. Specifications subject to change without notice

